


JOCKEY WHEELS

JW1

Standard
Jockey Wheel
Incl. Clamp


Wheel: 150mm x 50mm
(6" x 2") Solid rubber with
nylon web bore.
Lift: 225mm
Unit Weight: 5.2kg
Static Load Capacity: 500kg



JW2

Standard Swivel
Jockey Wheel
with pin locking swivel
bracket welded in position.

Wheel: 150mm x 50mm
(6" x 2") Solid rubber with
nylon web bore.
Lift: 225mm
Unit Weight: 5.2kg
Static Load Capacity: 500kg



JW2UB

Standard Swivel
Jockey Wheel
with pin locking swivel
bracket welded in position.
For fixing with U-Bolts
(suits 2", 3", 4", 5" & 6" U-Bolts)


Wheel: 150mm x 50mm
(6" x 2") Solid rubber with
nylon web bore.
Lift: 225mm
Unit Weight: 6.8 kg
Static Load Capacity: 500kg



JW4ZB

Medium Swivel
Jockey Wheel
with pin locking swivel
bracket welded in position.

Wheel: 200mm x 50mm
(8" x 2") Rubber tyre with
zinc plated steel centre
and roller bearings.
Lift: 225mm
Unit Weight: 8.2kg
Static Load Capacity: 700kg



JW4ZUB

Medium Swivel
Jockey Wheel
with pin locking swivel
bracket welded in position.
For fixing with U-Bolts
(suits 2", 3", 4", 5", & 6" U-Bolts)


Wheel: 200mm x 55mm
(8" x 2") Rubber tyre with
zinc plated steel centre
and roller bearings.
Lift: 225mm
Unit Weight: 8.4kg
Static Load Capacity: 700kg



JW9

Pneumatic Jockey
Wheel Incl. Clamp


Wheel: 4.10/3.50 x 4
(10") pneumatic with
steel centre and bearings
Lift: 225mm
Unit Weight: 7.1kg
Static Load Capacity: 350kg



JW10

Pneumatic Swivel
Jockey Wheel
with pin locking swivel
bracket welded in position.

Wheel: 4.10/3.50 x 4
(10") pneumatic with *steel*
centre and bearings
Lift: 225mm
Unit Weight: 8.2kg
Static Load Capacity: 350kg



JW10

Pneumatic Swivel
Jockey Wheel
with pin locking swivel
bracket welded in position.
For fixing with U-Bolts
(suits 2", 3", 4", 5" & 6" U-Bolts)

Wheel: 4.10/3.50 x 4
(10") pneumatic with *steel*
centre and bearings
Lift: 225mm
Unit Weight: 8.2kg
Static Load Capacity: 350kg

