


CG GENERAL PURPOSE TROLLEYS

Capacity: 150 - 300KG









GB3705 &
GB3704



GB3707



GB3708 &
GB3709

PART NO.	OVERALL HEIGHT	PLATE SIZE (WITH SIDE GUARDS)	SHAFT	STEEL TUBE DIA (MM)	WHEEL SIZE	WHEEL TYPE	BEARING TYPE	CAPACITY
								
GB3705	1295MM	350 x 190	16MM	25.4MM	350 x 4	PNEUMATIC	UNGROUND	150KG
GB3704	1295MM	350 x 190	16MM	25.4MM	350 x 4	FOAM FILLED	PRECISION	150KG
GB3707	1295MM	350 x 190	16MM	32MM	350 x 4	FOAM FILLED	PRECISION	300KG
GB3708	1305MM	350 x 190	16MM	34MM	400 x 6	PNEUMATIC	UNGROUND	200KG
GB3709	1305MM	350 x 190	16MM	34MM	400 x 6	FOAM FILLED	PRECISION	200KG