













CG POLYURETHANE WHEELS

Cast Iron Centre

Capacity: 240 - 3500KG

PART NO.	WHEEL DIAMETER (MM)	TYRE WIDTH	HUB LENGTH	SHAFT SIZE	BEARING TYPE	CAPACITY
						
CGXPUQ75	75	25	29	1/2"	BALL	240kg
CGXPUQ100(NARROW)	100	38	41	3/8", 1/2"	BALL	330kg
CGXPUQ100	100	50	60	1/2", 20mm	BALL	400kg
CGXPUQ125(NARROW)	125	38	41	3/8", 1/2"	BALL	330kg
CGXPUQ125	125	50	60	1/2", 20mm	BALL	500kg
CGXPUQ150	150	50	60	1/2", 20mm	BALL	750kg
CGXPUQ15075	150	75	82	20 OR 30mm	BALL	1050kg
CGXPUQ160	160	50	57	1/2", 20mm	BALL	600kg
CGXPUQ200	200	50	60	1/2", 20mm	BALL	1000kg
CGXPUQ20075	200	75	82	20 OR 30mm	BALL	1400KG
CGXPUQ200100	200	100	108	30 OR 40mm	BALL	1800kg
CGXPUQ25075	250	75	82	20 OR 30mm	BALL	1800KG
CGXPUQ250100	250	100	108	30 OR 40mm	BALL	2200kg
CGXPUQ30075	300	75	82	20 OR 30mm	BALL	2200kg
CGXPUQ300100	300	100	108	30 OR 40mm	BALL	2800kg
CGXPUQ40075	400	75	82	20 OR 30mm	BALL	2500kg
CGXPUQ400100	400	100	108	30 OR 40mm	BALL	3500kg

Drive Wheels

PART NO.	WHEEL DIAMETER (MM)	TYRE WIDTH	HUB LENGTH	SHAFT SIZE	BEARING TYPE	CAPACITY
						
CGPU659DV	150	50	60	25mm	PLAIN	500
CGPU876DV	200	50	60	25mm	PLAIN	700
CGPU896DV	200	75	76	25mm	PLAIN	900
CGPU1076DV	250	75	76	25mm	PLAIN	1100
CGPU1207DV	300	100	102	50mm	PLAIN	2000
CGPU1606DV	400	125	127	50mm	PLAIN	2800
CGPU1800DV	450	150	152	50mm	PLAIN	3500

Drive wheels are stocked without keyways cut. We can cut the keys or rebores shaft to different size, Please enquire with sales staff at time of ordering. We can also custom design and make any size you require.