










# CGP SERIES Premium Chrome Swivel Plate

75mm, 100mm, 125mm, 150mm

**Capacity: 75 - 110KG per castor**



- Our most attractive and stylish castor
- Chrome plated pressed metal frame for strength and corrosion resistance
- Available in Grey Rubber
- Red Colour Braking pedal, Directional brake available in 125mm, 150mm (Green)
- Twin race swivel action for long life
- Used in hospitals, institutions, nursing homes, retail shops and designer furniture
- Can be fixed by welding or using bolts or wood screws x 4

TYPE	CODE	WHEEL DIAMETER (MM)	TYRE WIDTH	WHEEL TYPE	BEARING TYPE	PLATE SIZE	HOLE CENTRES MM	CAPACITY	HEIGHT (MM)
									
SWIVEL	CGPGRQ75S	75	32	 RUBBER	BALL	95x70	52/45 x 75/72	75kg	112
SWIVEL / BRAKE	CGPGRQ75STB	75	32		BALL	95x70	52/45 x 75/72	75kg	112
FIXED	CGPGRQ75F	75	32		BALL	95x70	52/45 x 75/72	75kg	112
SWIVEL	CGPGRQ100S	100	32		BALL	95x70	52/45 x 75/72	85kg	137.5
SWIVEL / BRAKE	CGPGRQ100STB	100	32		BALL	95x70	52/45 x 75/72	85kg	137.5
FIXED	CGPGRQ100F	100	32		BALL	95x70	52/45 x 75/72	85kg	137.5
SWIVEL	CGPGRQ125S	125	32		BALL	95x70	52/45 x 75/72	100kg	163
SWIVEL / BRAKE	CGPGRQ125STB	125	32		BALL	95x70	52/45 x 75/72	100kg	163
SWIVEL / DIRECTIONAL BRAKE	CGPGRQ125SDL	125	32		BALL	95x70	52/45 x 75/72	100kg	160
FIXED	CGPGRQ125F	125	32		BALL	95x70	52/45 x 75/72	100kg	163
SWIVEL	CGPGRQ150S	150	32		BALL	95x70	52/45 x 75/72	110kg	188
SWIVEL / BRAKE	CGPGRQ150STB	150	32		BALL	95x70	52/45 x 75/72	110kg	188
SWIVEL / DIRECTIONAL BRAKE	CGPGRQ150SDL	150	32		BALL	95x70	52/45 x 75/72	110kg	188
FIXED	CGPGRQ150F	150	32		BALL	95x70	52/45 x 75/72	110kg	188