









CGC SERIES Cast Iron Castors











Capacity: 40 - 500KG per castor

- Hard wearing, abrasive and heat resistant
- Comes in a wide range of sizes
- Great for glass and timber trolleys or workshop equipment that doesn't get moved around often.

TYPE	CODE	WHEEL DIAMETER (MM)	TYRE WIDTH	WHEEL TYPE	BEARING TYPE	PLATE SIZE	HOLE CENTRES MM	CAPACITY	HEIGHT (MM)
									
SWIVEL	CGCCA50S	50	19	CAST IRON	PLAIN	58 x 40	46 x 35	40kg	65
FIXED	CGCCA50F	50	19	CAST IRON	PLAIN	58 x 48	43.5 x 23.5	40kg	65
SWIVEL	CGCCA75S	75	26	CAST IRON	PLAIN	84 x 72	62 x 50	40kg	97
FIXED	CGCCA75F	75	26	CAST IRON	PLAIN	84 x 72	62 x 50	40kg	97
SWIVEL	DCI75/MZP	75	28	CAST IRON	PLAIN	100 x 86	80 x 60	100kg	106
FIXED	DCI75/MZF	75	28	CAST IRON	PLAIN	100 x 86	80 x 60	100kg	106
SWIVEL	CGCCA100S	100	27	CAST IRON	PLAIN	102 x 84	80 x 60	60kg	130
FIXED	CGCCA100F	100	27	CAST IRON	PLAIN	102 x 84	80 x 60	60kg	130
SWIVEL	JCI100/JZP	100	38	CAST IRON	PLAIN	100 x 86	80 x 60	230kg	129
FIXED	JCI100/JZFHT	100	38	CAST IRON	PLAIN	100 x 86	80 x 60	230kg	129
SWIVEL	CGCCR100S	100	50	CAST IRON	ROLLER	115 x 100	92/76 x 76/67	300kg	135
FIXED	CGCCR100F	100	50	CAST IRON	ROLLER	115 x 100	92/76 x 76/67	300kg	135
SWIVEL	CGCCR150S	150	50	CAST IRON	ROLLER	115 x 100	92/76 x 76/67	400kg	189
FIXED	CGCCR150F	150	50	CAST IRON	ROLLER	115 x 100	92/76 x 76/67	400kg	189
SWIVEL	CGCCR200S	200	50	CAST IRON	ROLLER	115 x 100	92/76 x 76/67	500kg	236
FIXED	CGCCR200F	200	50	CAST IRON	ROLLER	115 x 100	92/76 x 76/67	500kg	236

Engine Crane Castors

TYPE	CODE	WHEEL DIAMETER (MM)	TYRE WIDTH	WHEEL TYPE	BEARING TYPE	PLATE SIZE	HOLE CENTRES MM	CAPACITY	HEIGHT (MM)
									
SWIVEL	CGCEW4	100	31	CAST IRON	PLAIN	94 x 60	75 x 30	80	118
SWIVEL	CGCEW3	75	31	CAST IRON	PLAIN	94 x 60	75 x 30	70	103