










CGMS/S Stainless Steel Plate



Capacity: 150KG per castor

- Stainless steel Grade 304 castors
- Stainless steel brake pedal
- Double Ball Race head set
- Stainless steel Axle
- Suitable for all wet areas, hospitals, kitchen and food processing equipment etc.
- Can be welded or bolted on with stainless steel screws or bolts and nuts

***Please see more comprehensive range in Nylon and Grey Rubber.

TYPE	CODE	WHEEL DIAMETER (MM)	TYRE WIDTH	WHEEL TYPE	BEARING TYPE	PLATE SIZE	HOLE CENTRES MM	CAPACITY	HEIGHT (MM)
									
SWIVEL	CGSWNA80S	80	32	 NYLON	PLAIN	105 x 85	80/77 x 60	150	108
SWIVEL / BRAKE	CGSWNA80STB	80	32		PLAIN	105 x 85	80/77 x 60	150	108
FIXED	CGSWNA80F	80	32		PLAIN	105 x 85	80/77 x 60	150	108
SWIVEL	CGSWNA100S	100	32		PLAIN	105 x 85	80/77 x 60	150	128
SWIVEL / BRAKE	CGSWNA100STB	100	32		PLAIN	105 x 85	80/77 x 60	150	128
FIXED	CGSWNA100F	100	32		PLAIN	105 x 85	80/77 x 60	150	128
SWIVEL	CGSWNA125S	125	32		PLAIN	105 x 85	80/77 x 60	150	155
SWIVEL / BRAKE	CGSWNA125STB	125	32		PLAIN	105 x 85	80/77 x 60	150	155
FIXED	CGSWNA125F	125	32		PLAIN	105 x 85	80/77 x 60	150	155