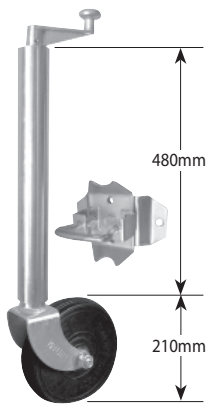



JOCKEY WHEELS



JW6

Heavy Duty Swivel Jockey Wheel
 With Heavy Duty Pin locking swivel bracket. Supplied Loose


Wheel	200mm x 50mm (8"x2") Solid rubber with steel web bore
Lift	225mm
Unit Weight	14.3kg
Static Load Capacity	750kg



JW8

Extra Heavy Duty Swivel Jockey Wheel
 With Heavy Duty pin locking swivel bracket - Supplied Loose


Wheel	250mm x 50mm (10"x2") Solid rubber tyre with aluminium centre - plain bore
Lift	225mm
Unit Weight	16.6kg
Static Load Capacity	1250kg



JW10HD

Solid Rubber Swivel Jockey Wheel
 Pneumatic look, Increased capacity with heavy duty pin locking swivel bracket welded in position

Wheel	4.10/3.50 X 4 (10") Solid Cushion tyre with steel centre and bronze bush bore
Lift	225mm
Unit Weight	12.6kg
Static Load Capacity	1000kg



JW10UBHD

Solid Rubber Swivel Jockey Wheel
 Pneumatic look, Increased capacity with heavy duty pin locking swivel bracket welded in position.
 For fixing with ubolts suits 2", 3", 4", 5" & 6" U-Bolts

Wheel	4.10/3.50 X 4 (10") Solid Cushion tyre with steel centre and bronze bush bore
Lift	225mm
Unit Weight	13.0kg
Static Load Capacity	1000kg

EM1

Easy Mover

Ratchet driven pneumatic jockey wheel with clamp

Wheel	4.10/3.50 x 4 (10") pneumatic with steel centre
Lift	225mm
Unit Weight	12.6kg
Static Load Capacity	350kg

